



Outline

This is a vacuum pump that evacuates by rotating the inside of the casing with two parallel rotors with a three-lobe cross section.

Features and Cautions on use

- Dry vacuum pump achieves equivalent performance as oil rotary vacuum pump.
- Operate in full pressure range from atmospheric pressure.
- It is resistant to water vapor.
- No need for cooling water.
- Single phase / three phase power supply can be handled by one model.
- No sliding part and long service life.

Specification

Item	Unit	50Hz	60Hz
Actual Pumping Speed	L/min	500	500
Ultimate Pressure	Pa	$\leq 8.0 \times 10^{-2}$	
Weight	kg	38	
Inlet, Outlet port diameter	mm	KF-25	
Ambient temperature	°C	5~40	
Overall dimensions	mm	180(W) × 588(L) × 377(H)	
RoHS applied		●	

Water capability : 300g/hr

Power Supply/Voltage

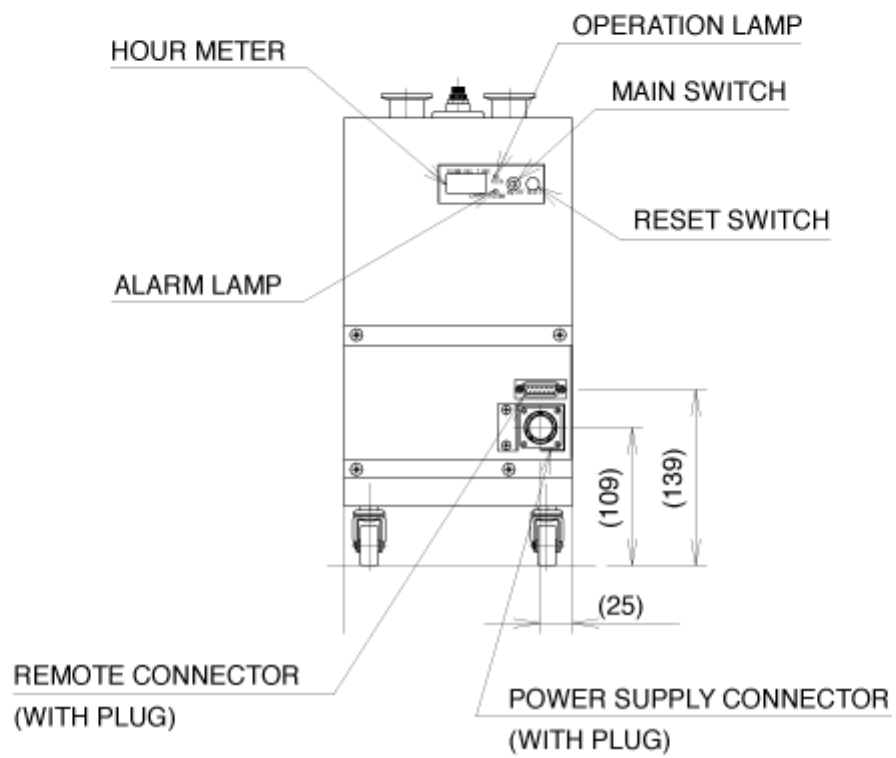
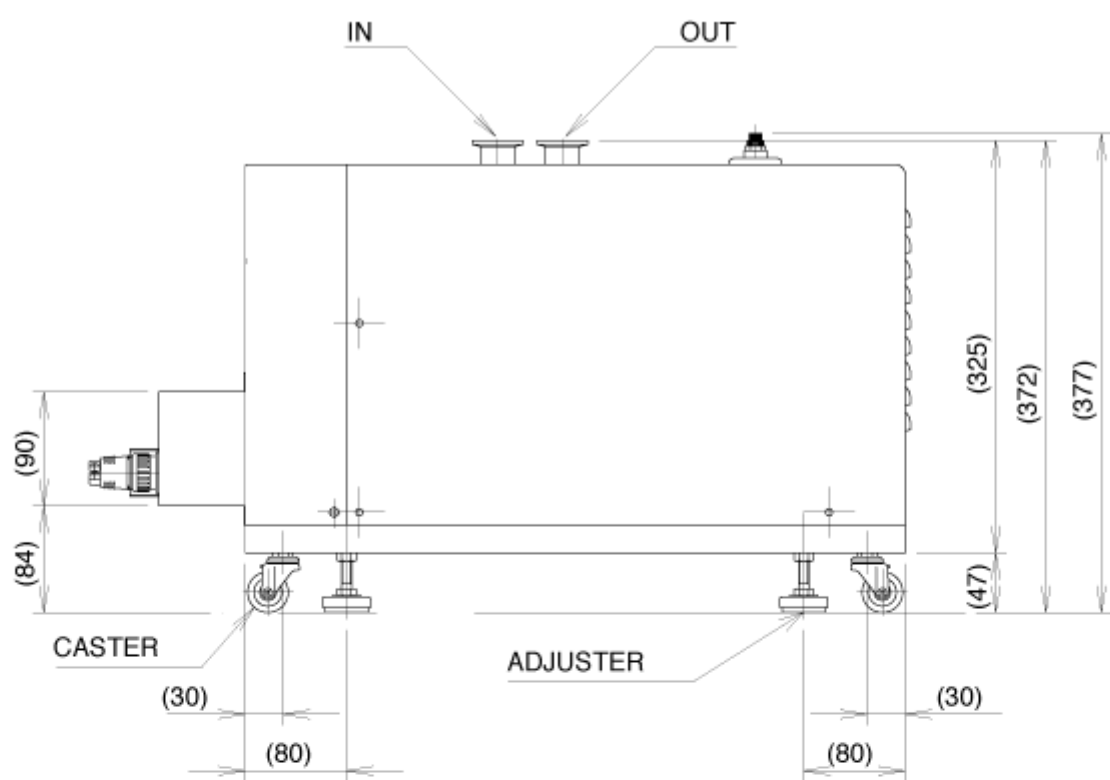
Voltage	Certificate	Remarks
---------	-------------	---------

Single phase, 100-115V/200-240V/Three phase, 200-240V

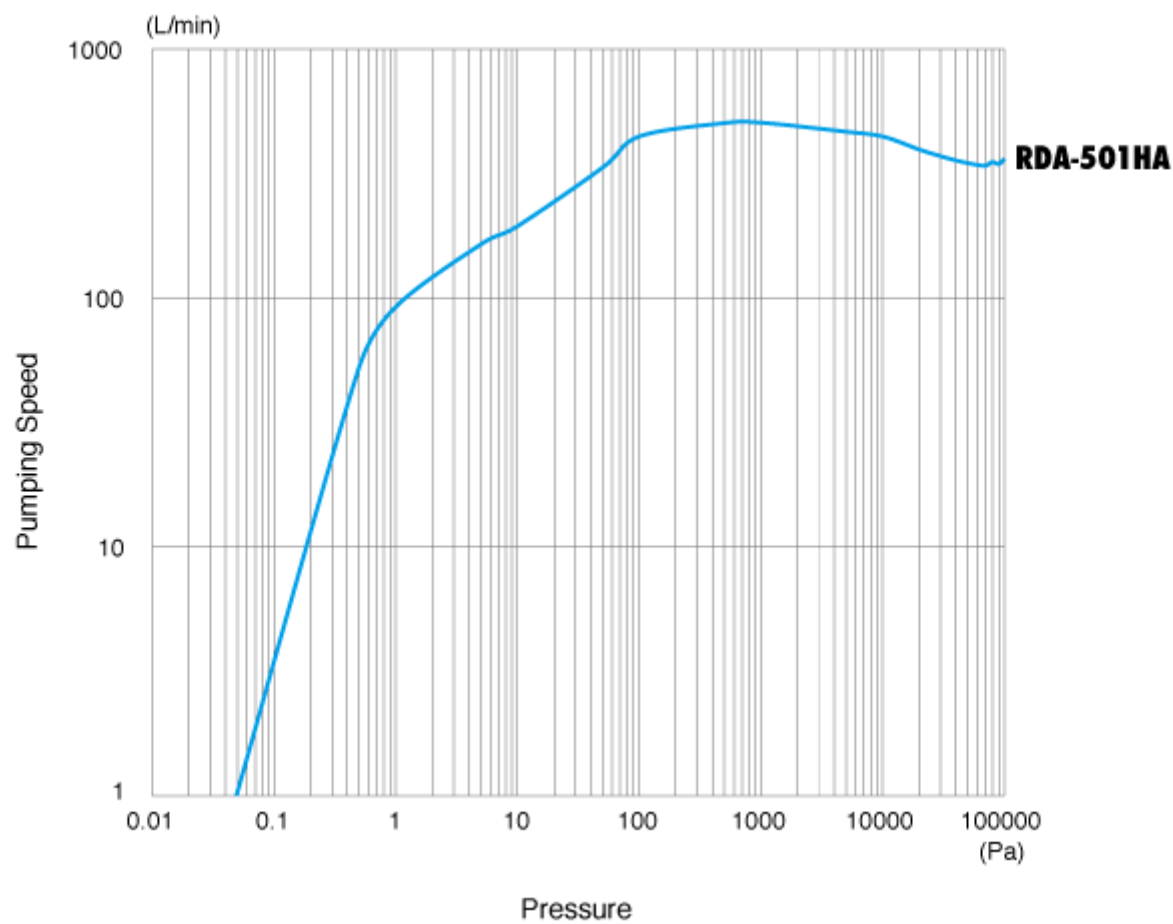
CE, cTUVus

■TUV Certification: A high-quality product that complies with European standards as assessed by an international third party that conducts product safety testing and certification.

Outline Drawing



Pumping Speed Curves



Remarks

- The pump is stopped when the lord is operated, and the pump can't be operated just after that. In this case, please return the atmospheric pressure the inside of the pump.
- If the pump evacuates the powder or the product, it might be damaged. Please use the inlet filter etc.
- Do not evacuate gas which is hazardous to humans or explosive, flammable, or corrosive. If done, it can cause failure by gas, explosion or ignite.
- It is a pump only in the room. Please do not set it in the place, that rain and water splash, and outdoors.

<div>アルバック機工株式会社</div> <div>〒881-0037</div> <div>宮崎県西都市大字茶臼原291-7</div> <div>TEL:(0983)42-1411(代)</div> <div>FAX:(0983)42-1422</div>	
--	--